

**List of Allotments and Sub-Allotments
As of December 31, 2016**

Department : Department of Labor and Employment
 Agency : TESDA - 10
 Operating Unit : Misamis Occidental Provincial Office
 Organization Code (UACS) : 30210002
 Funding Source Code (as clustered) : Fund 101
 (e.g. Old Fund Code: 101,102, 151)


	/	Current Year Appropriations
		Continuing Appropriations
		Supplemental Appropriations

No.	Allotments / Sub-Allotments		Funding Source		Allotments / Sub-Allotments received from COs / ROs				Total Allotments / Net of Sub-allotments			
	Number	Date	Description	UACS Code	PS	MOOE	CO	Total	PS	MOOE	CO	Total
1	2	3	4	5	6	7	8	9=(6+7+8)	14 = (6+10)	15 = (7+11)	= (8 +	17=(14+15+16)
A. Allotments received from DBM												
B. Sub-allotments received from												
Central Office/Regional Office												
1	MOC 01-2016 A	1/8/2016	Agency Specific Budget		260,342.00			260,342.00	260,342.00	-	-	260,342.00
2	MOC 01-2016 A	1/8/2016	RLIP		27,125.04			27,125.04	27,125.04	-	-	27,125.04
3	MOC 01-2016 B	1/8/2016	Agency Specific Budget			133,130.00		133,130.00	-	133,130.00	-	133,130.00
4	MOC 01-2016 C	1/8/2016	Agency Specific Budget			6,000,000.00		6,000,000.00	-	6,000,000.00	-	6,000,000.00
5	MOC 01-2016 D	1/27/2016	Agency Specific Budget			120,082.55		120,082.55	-	120,082.55	-	120,082.55
6	MOC 02-2016 E	2/1/2016	Agency Specific Budget		260,342.00			260,342.00	260,342.00	-	-	260,342.00
7	MOC 02-2016 E	2/1/2015	RLIP		27,125.04			27,125.04	27,125.04	-	-	27,125.04
8	MOC 02-2016 F	2/2/2015	Agency Specific Budget			133,130.00		133,130.00	-	133,130.00	-	133,130.00
9	MOC 02-2016 G	2/15/2015	Agency Specific Budget			16,747.74		16,747.74	-	16,747.74	-	16,747.74
10	MOC 03-2016 H	3/1/2016	Agency Specific Budget		330,710.00			330,710.00	330,710.00	-	-	330,710.00
13	MOC 03-2016 H	3/1/2016	RLIP		35,569.20			35,569.20	35,569.20	-	-	35,569.20
14	MOC 03-2016 I	3/2/2016	Agency Specific Budget			1,075,452.00		1,075,452.00	-	1,075,452.00	-	1,075,452.00
15	MOC 03-2016 J	3/8/2016	Agency Specific Budget			187,535.00		187,535.00	-	187,535.00	-	187,535.00
16	MOC 03-2016 K	3/14/2016	Agency Specific Budget			5,906,000.00		5,906,000.00	-	5,906,000.00	-	5,906,000.00
17	MOC 03-2016 L	3/29/2016	Agency Specific Budget		283,798.00			283,798.00	283,798.00	-	-	283,798.00
18	MOC 03-2016 L	3/29/2016	RLIP		29,939.76			29,939.76	29,939.76	-	-	29,939.76
19	MOC 04-2016 M	4/4/2016	Agency Specific Budget			2,662,500.00		2,662,500.00	-	2,662,500.00	-	2,662,500.00
20	MOC 04-2016 N	4/5/2016	Agency Specific Budget			186,382.00		186,382.00	-	186,382.00	-	186,382.00
21	MOC 04-2016 O	4/19/2016	Agency Specific Budget		35,000.00			35,000.00	35,000.00	-	-	35,000.00
22	MOC 04-2016 P	4/19/2016	Agency Specific Budget			1,137,300.28		1,137,300.28	-	1,137,300.28	-	1,137,300.28
23	MOC 04-2016 Q	4/29/2016	Agency Specific Budget		768.00			768.00	768.00	-	-	768.00
24	MOC 04-2016 Q	4/29/2016	RLIP		92.16			92.16	92.16	-	-	92.16
25	MOC 05-2016 R	5/2/2016	Agency Specific Budget		426,623.00			426,623.00	426,623.00			426,623.00
26	MOC 05-2016 R	5/2/2016	RLIP		29,985.84			29,985.84	29,985.84			29,985.84
27	MOC 05-2016 S	5/10/2016	Agency Specific Budget		135,980.00			135,980.00	135,980.00			135,980.00
28	MOC 05-2016 T	5/25/2016	Agency Specific Budget		(260,921.00)			(260,921.00)	(260,921.00)			(260,921.00)
29	MOC 05-2016 T	5/25/2016	MPBF		260,921.00			260,921.00	260,921.00			260,921.00
30	MOC 06-2016 U	6/1/2016	Agency Specific Budget		284,182.00			284,182.00	284,182.00			284,182.00
31	MOC 06-2016 U	6/1/2016	RLIP		29,985.84			29,985.84	29,985.84			29,985.84
32	MOC 06-2016 V	6/3/2016	Agency Specific Budget		912.00			912.00	912.00			912.00
33	MOC 06-2016 V	6/3/2016	RLIP		109.44			109.44	109.44			109.44
34	MOC 06-2016 W	6/14/2016	Agency Specific Budget			1,620,000.00		1,620,000.00		1,620,000.00		1,620,000.00
35	MOC 06-2016 X	6/28/2016	Agency Specific Budget			1,893,050.00		1,893,050.00		1,893,050.00		1,893,050.00


36	MOC 06-2016 Y	6/29/2016	Agency Specific Budget		1,852,000.00		1,852,000.00		1,852,000.00		1,852,000.00
37	MOC 07-2016 Z	7/1/2016	Agency Specific Budget	168,811.00			168,811.00	168,811.00			168,811.00
38	MOC 07-2016 Z	7/1/2016	RLIP	16,744.32			16,744.32	16,744.32			16,744.32
39	MOC 07-2016 AA	7/5/2016	MPBF	63,500.00			63,500.00	63,500.00			63,500.00
40	MOC-07-2016 AB	7/15/2016	Agency Specific Budget		102,600.00		102,600.00		102,600.00		102,600.00
41	MOC-07-2016 AC	7/25/2016	Agency Specific Budget		271,900.00		271,900.00		271,900.00		271,900.00
42	MOC 08-2016 AD	8/4/2016	Agency Specific Budget	168,811.00			168,811.00	168,811.00			168,811.00
43	MOC 08-2016 AD	8/4/2016	RLIP	16,744.32			16,744.32	16,744.32			16,744.32
44	MOC 08-2016 AE	8/10/2016	Agency Specific Budget	222.00			222.00	222.00			222.00
45	MOC 08-2016 AE	8/10/2016	RLIP	26.64			26.64	26.64			26.64
46	MOC 09-2016 AF	9/1/2016	Agency Specific Budget	192,895.00			192,895.00	192,895.00			192,895.00
47	MOC 09-2016 AF	9/1/2016	RLIP	19,607.40			19,607.40	19,607.40			19,607.40
48	MOC 09-2016 AG	9/13/2016	Agency Specific Budget		3,140,990.00		3,140,990.00		3,140,990.00		3,140,990.00
49	MOC 10-2016 AH	10/3/2016	Agency Specific Budget	180,908.50			180,908.50	180,908.50			180,908.50
50	MOC 10-2016 AH	10/3/2016	RLIP	18,182.52			18,182.52	18,182.52			18,182.52
51	MOC 10-2016 AI	10/4/2016	Agency Specific Budget	49,606.00			49,606.00	49,606.00			49,606.00
52	MOC 10-2016 AI	10/4/2016	RLIP	5,358.72			5,358.72	5,358.72			5,358.72
53	MOC 11-2016 AJ	11/3/2016	MPBF	391,885.50			391,885.50	391,885.50			391,885.50
54	MOC 11-2016 AJ	11/3/2016	RLIP	20,861.88			20,861.88	20,861.88			20,861.88
55	MOC 11-2016 AK	11/4/2016	MPBF	200,295.13			200,295.13	200,295.13			200,295.13
56	MOC 11-2016 AL	11/15/2016	MPBF	(200,295.13)			(200,295.13)	(200,295.13)			(200,295.13)
57	MOC 11-2016 AL	11/15/2016	PGF	200,295.13			200,295.13	200,295.13			200,295.13
58	MOC 12-2016 AM	12/1/2016	MPBF	205,536.50			205,536.50	205,536.50			205,536.50
59	MOC 12-2016 AM	12/1/2016	RLIP	20,861.88			20,861.88	20,861.88			20,861.88
60	MOC 12-2016 AN	12/9/2016	Agency Specific Budget		234,000.00		234,000.00		234,000.00		234,000.00
61	MOC 12-2016 AO	12/26/2016	Agency Specific Budget	30,000.00			30,000.00	30,000.00			30,000.00
62	MOC 12-2016 AP	12/21/2016	Agency Specific Budget		4,095,240.00		4,095,240.00		4,095,240.00		4,095,240.00
63	MOC 12-2016 AQ	12/23/2016	Agency Specific Budget		(160,000.00)		(160,000.00)		(160,000.00)		(160,000.00)
64	MOC 12-2016 AQ	12/23/2016	Agency Specific Budget	160,000.00			160,000.00	160,000.00			160,000.00
65	MOC 12-2016 AR	12/28/2016	Agency Specific Budget		3,000.00		3,000.00		3,000.00		3,000.00
66	MOC 12-2016 AS	12/28/2016	Agency Specific Budget		120,500.00		120,500.00		120,500.00		120,500.00
	Sub-Total			4,129,447.63	30,731,539.57	-	34,860,987.20	4,129,447.63	30,731,539.57	-	34,860,987.20
	Total Allotments			4,129,447.63	30,731,539.57	-	34,860,987.20	4,129,447.63	30,731,539.57	-	34,860,987.20

Summary by Funding Source Code:									
Agency Specific Budget	1 01 101	2,708,989.50	30,731,539.57		33,440,529.07	2,708,989.50	30,731,539.57	-	33,440,529.07
RLIP	1 04 102	298,320.00			298,320.00	298,320.00	-	-	298,320.00
MPBF	1 01 406	921,843.00			921,843.00	921,843.00	-	-	921,843.00
PGF		200,295.13			200,295.13	200,295.13	-	-	200,295.13
TOTAL		4,129,447.63	30,731,539.57	-	34,860,987.20	4,129,447.63	30,731,539.57	-	34,860,987.20


Certified Correct:


JOFEL U. RONE
 FA
 Date: 01/05/2017

Recommending Approval:


ANNABEL B. AVILA
 Senior TESD Specialist/AO V - Designate
 Date: 01/05/2017

Approved by:


MIRALUNA M. SAAVEDRA LOPEZ
 Provincial Director
 Date: 01/05/2017

INSTRUCTIONS:

FAR No. 1-B

1. The list of Allotments and Sub-Allotments shall be prepared to support the quarterly SAAODB per **FAR No. 1**.
2. Columns **1 to 17** shall reflect the following information:
 - Column 1 - sequential numbering to determine how many obligational authorities were received / issued.
 - Columns 2 and 3 - Assigned allotment / Sub-allotment numbers and the date of issuance.
 - Columns 4 and 5 - the source of the current year allotments/ sub-allotments - Agency specific budget, Special Purpose Funds, Automatic Appropriations i.e., RLIP, SAGF, etc. and the corresponding Funding Source Code.
 - Columns 6 to 8 - the amount of Allotments and Sub-Allotments transferred from Central Office / Regional Offices under each allotment class should tally with the amount reflected in Column 9 of FAR Nos. 1 and 1-A.
 - Column 9 - sum of columns 6, 7 and 8.
 - Columns 10 to 12 - the amount of Sub-Allotments transferred to Regional Offices / Operating Units. Total transfers to other OUs under each allotment class should tally with the amount
 - Column 13 - sum of columns 10, 11 and 12.
 - Columns 14 to 17 - total of columns 9 and 13 by allotment class.